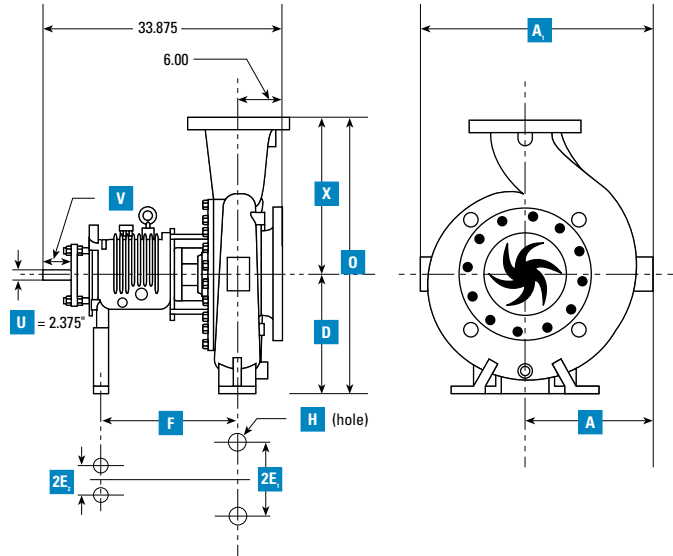
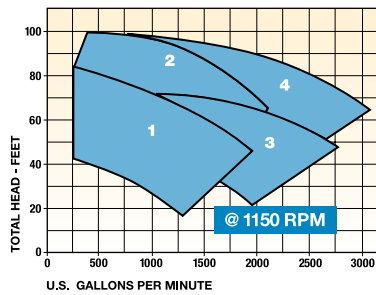
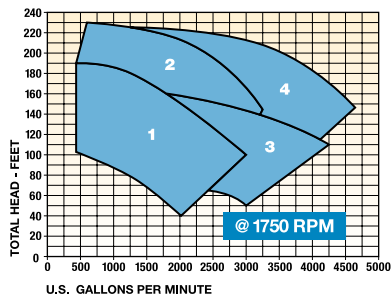


Frame M Pump ASME/ANSI

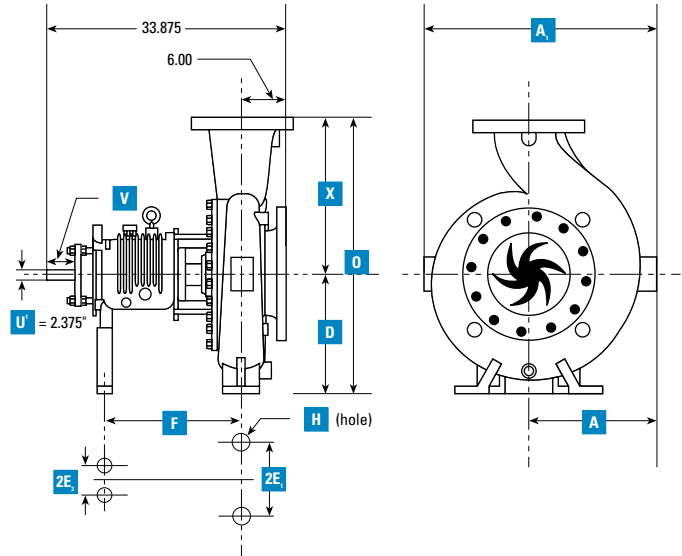


	Pump Size	A ₁	A	D	2E ₁	2E ₂	F	H	O	V	X
1	6 x 8-13	25.50	14.00	14.50	16.00	9.00	18.75	0.875	30.50	4.00	16
2	6 x 8-15	27.25	14.75	14.50	16.00	9.00	18.75	0.875	32.50	4.00	18
3	8 x 10-13	27.25	15.25	14.50	16.00	9.00	18.75	0.875	32.50	4.00	18
4	8 x 10-15	28.75	15.75	14.50	16.00	9.00	18.75	0.875	33.50	4.00	19

All dimensions are in inches.

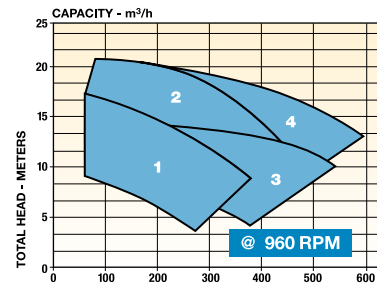
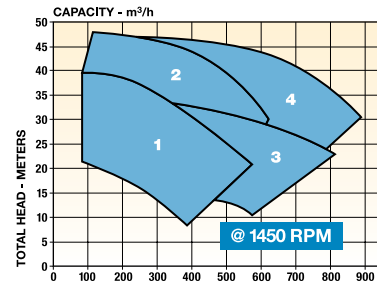


Frame M Pump METRIC



	Pump Size	A ₁	A	D	2E ₁	2E ₂	F	H	O	V	X
1	150 x 200-330	648	356	368	406	229	476	22	775	102	406
2	150 x 200-380	692	375	368	406	229	476	22	826	102	457
3	200 x 250-330	692	387	368	406	229	476	22	826	102	457
4	200 x 250-380	730	400	368	406	229	476	22	851	102	483

All dimensions are in millimeters. ¹ Dimension is in inches.



- Optional centerline mount for high temperature applications
- Optional left or right side discharge
- Optional vertical mount configuration - contact factory for special quotation

Distributed By:



Printed in USA

© 2012 Blackmer



Process | Energy | Military & Marine

World Headquarters

1809 Century Avenue SW, Grand Rapids, MI 49503-1530 USA

T 616.241.1611 F 616.241.3752 www.blackmer.com