

Puncture detector for Abaque squeezed tube pumps

INSTALLATION

OPERATION

MAINTENANCE



Z.I. La Plaine des Isles - F 89000 AUXERRE - FRANCE
Tel. : +33 (0)3.86.49.86.30 - Fax : +33 (0)3.86.49.87.17
contact@mouvex.com - www.mouvex.com

Your distributor :

PUNCTURE DETECTOR FOR SQUEEZED TUBE PUMP

SAFETY, STORAGE, INSTALLATION AND MAINTENANCE INSTRUCTIONS

SUMMARY	Page
1. WORKING PRINCIPLE	3
2. TECHNICAL CHARACTERISTICS	3
3. CONNECTION DIAGRAM	3
4. DETECTOR MOUNTING	4

REMARKS :

The puncture detection kit for MOUVEX squeezed tube pumps **MUST** be installed in equipment installation layouts designed by qualified personnel. The installation **MUST** be in conformity with local standards, national regulations and safety rules.

This manual is intended for the installation and start up of puncture detection kits for squeezed tube pumps and **MUST** accompany the kit.

The squeezed tube pump servicing shall have to be carried out **ONLY** by qualified technicians. This maintenance shall have to respect local standards, national regulations and safety rules.

This manual, with all instructions and precautions, is to be read in its integrity **BEFORE** any use of the MOUVEX pumps.

All warning and utilisation labels and stickers are to be left in place.

SAFETY INFORMATION



This is a SAFETY ALERT SYMBOL

When you see this symbol on the product, or in the manual, look for one of the following signal words and be alert to the potential for personal injury, death or major property damage.



Warns of hazards that **WILL** cause serious personal injury, death or major property damage



Warns of hazards that **CAN** cause serious personal injury, death or major property damage.



Warns of hazards that **CAN** cause personal injury or property damage.

NOTICE

Indicates special instructions which are very important and must be followed.



Slippery lubricant.
Spills should be
cleaned up.

**THE PUMP LUBRICANT IS VERY SLIPPERY
AND MAY CAUSE SERIOUS INJURY.
ANY SPILLS MUST BE CLEANED UP.**



Dangerous voltage.
Can cause
injury and death.

**DISCONNECT THE ELECTRICITY SUPPLY
BEFORE ANY MAINTENANCE OPERATION.**

1. WORKING PRINCIPLE

The pipe puncture detection of the squeezed tube pump is ensured by a capacitive proximity detector mounted on the level pipe of the pump.

The capacitive proximity detector detects metallic and non metallic materials.

2. TECHNICAL CHARACTERISTICS

Supply voltage 20 to 250 V AC/DC

Hold output current 350 Ma AC

..... 100 Ma DC

Call output current 250 mA

Consumption at 24 V <10mA

Switching frequency 25 Hz AC / 40 Hz DC

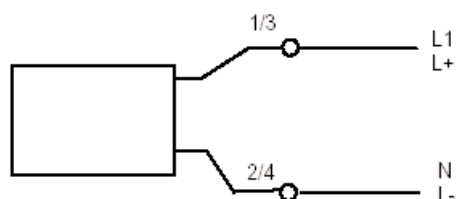
Ambient utilisation temperature ... -25°C to +80°C

..... (-13°F to +176°F)

Protection IP 65

3. CONNECTION DIAGRAM

The connection is made by terminal up to 2,5 mm²



The normally closed contact is obtained by cutting the detector strap :

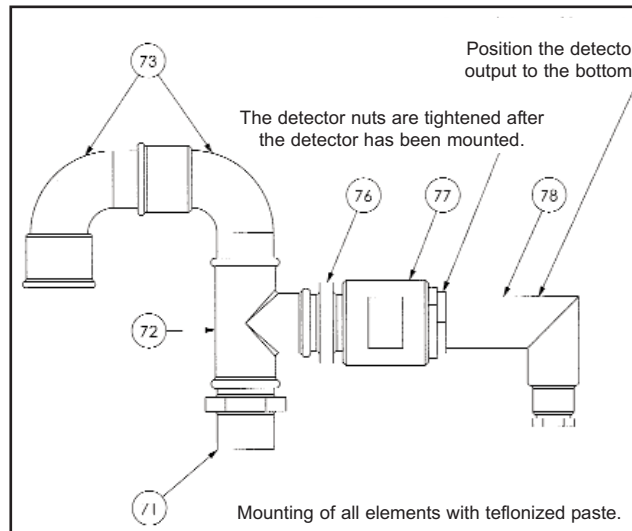
Strap to be cut

Two different functioning modes are possible :

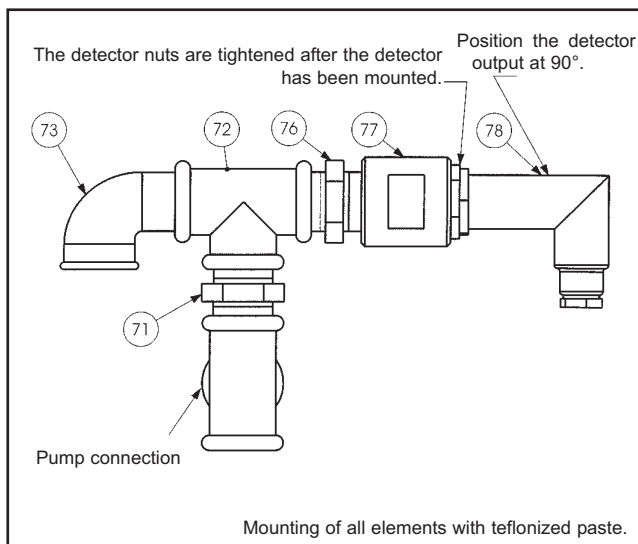
- Normally open contact :

- Normally closed contact :

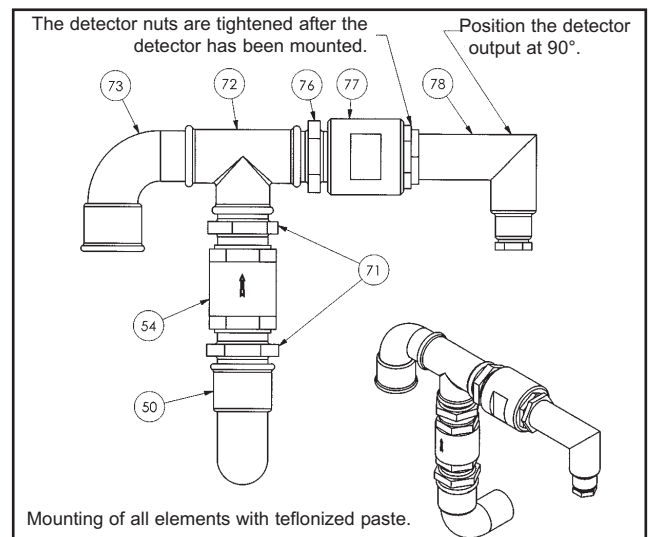
4. DETECTOR MOUNTING



A10 - A20



A25 - A40 - AX40



A65 - A80 - AX80 - A100 - AS125

Remove the 2 elbow bends larger than the breathing vent.

Screw the fitting **71** on the elbow bend **50**.

Install back-flow valve **54** and its two **71** connections adhering to orientation (A65 - A80 - AX80 - A100 - AS125).

Mount the tee **72** and then the elbow bend **73**.

Screw the fitting **76** on the tee **72**.

Mount the detector **78** in the connector piece **77**.

Position the output of the detector **78** at 90° (A25 - A40 - AX40 - A65 - A80 - AX80 - A100 - AS125) in a downward direction.

Screw the nuts in the detector.

Perform wiring operations as per § CONNECTION DIAGRAM.